


stryker[®]

ProCinch[™] *with IntelliBraid Technology*





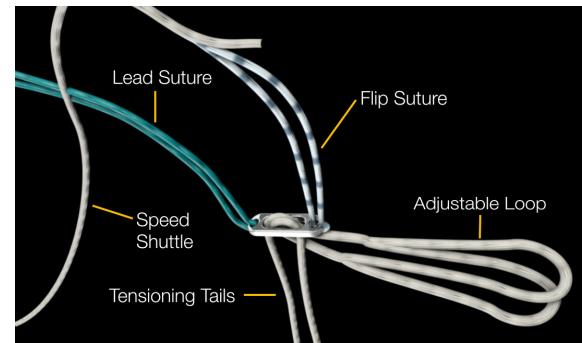


ProCinch utilizes Stryker's proprietary IntelliBraid Technology to deliver a best in class adjustable loop that maximizes implant strength and minimizes suture slippage during cyclic loading.

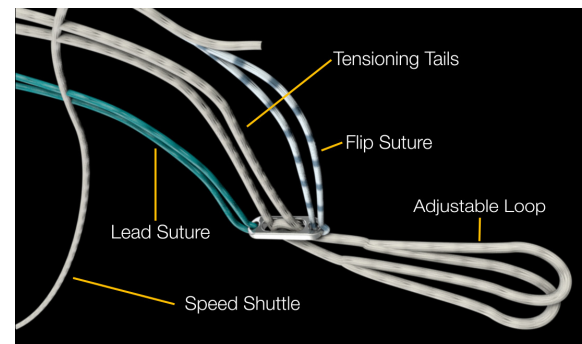
Time-Saving Design

To accommodate surgeon preference, the ProCinch implant comes in two options. ProCinch ST is designed to tension through the AM portal and ProCinch RT is designed to tension through the lateral femoral cortex. Using ProCinch eliminates the need to calculate the implant loop size and allows surgeons to maximize the graft in the femoral socket.

Use ProCinch in conjunction with VersiTomic® and Biosteon to achieve a complete anatomic ACL reconstruction.



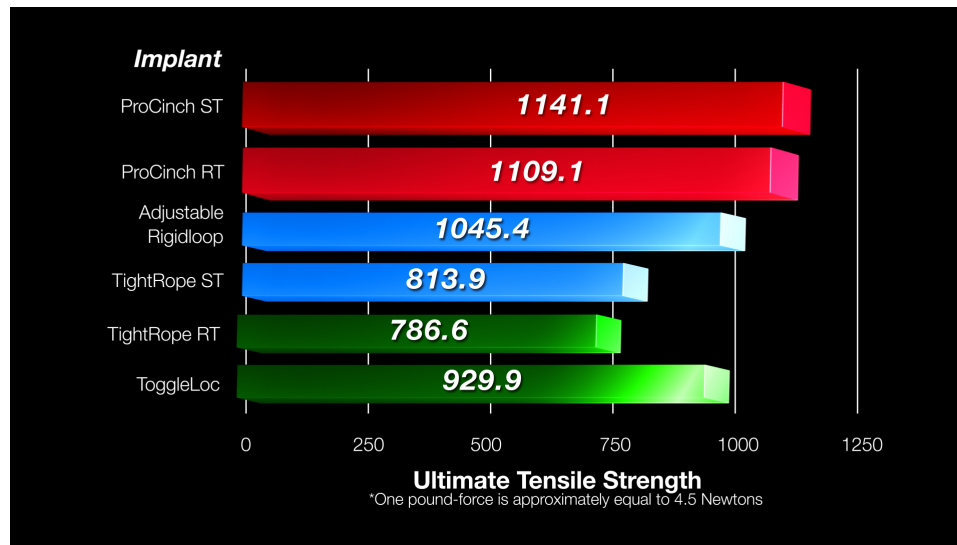
ProCinch ST



ProCinch RT

Ultimate Strength

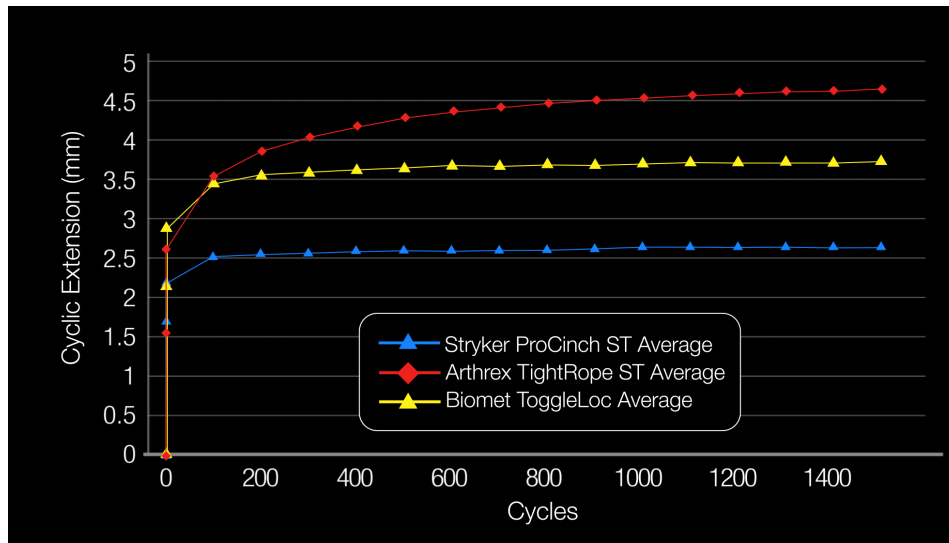
Both the ProCinch ST and RT offer higher ultimate strength than competitive products allowing for maximum implant strength for repair.



Reference: DHFD12761b

Excellent Cyclic Performance

ProCinch utilizes Stryker's proprietary IntelliBraid technology to deliver a best in class adjustable loop that minimizes implant loop extension during cyclic loading.

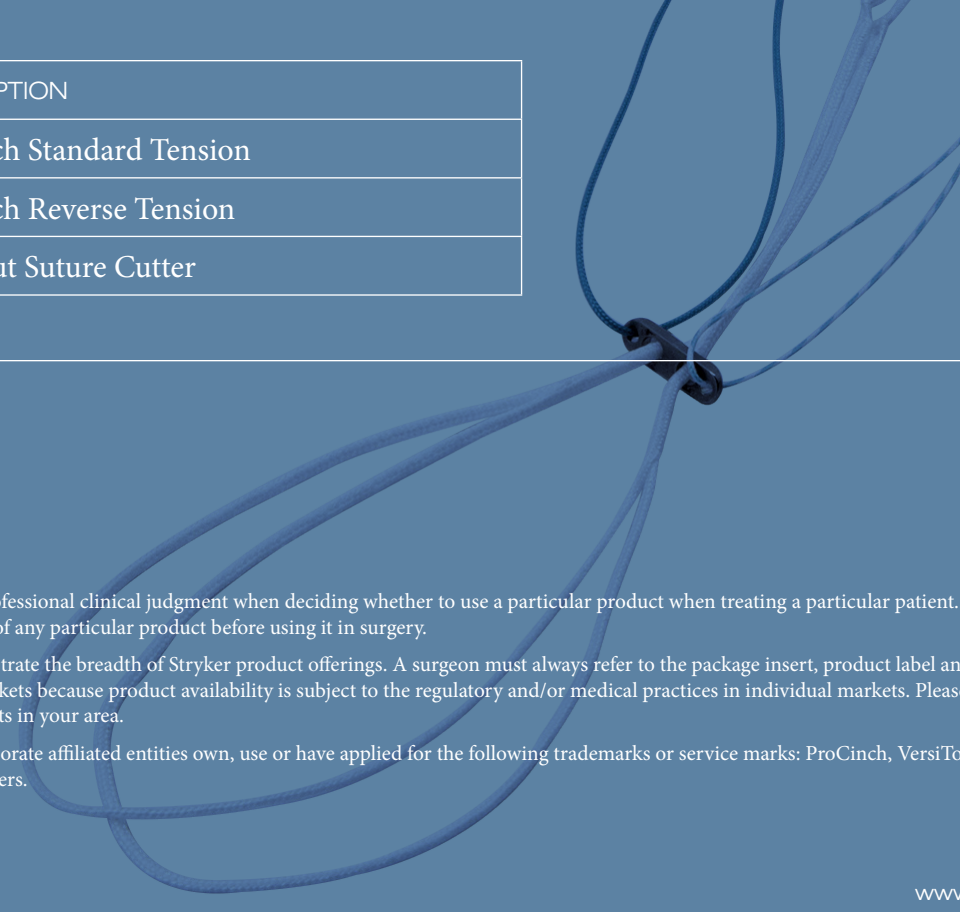


Reference: DHFD12761b

CrossCut Suture Cutter

The CrossCut suture cutter is designed for easy loading and allows for blind suture cutting inside the joint space, leaving a 2mm tail without risk of iatrogenic injury. The CrossCut easily cuts one ProCinch tail, two strands of 1.2mm XBraid_{TT}[™], one strand of 2mm XBraid_{TT}, and two strands of #2 Force Fiber.





PART NUMBER	DESCRIPTION
234-102-090	ProCinch Standard Tension
234-102-060	ProCinch Reverse Tension
234-102-101	CrossCut Suture Cutter

5670 Greenwood Plaza Blvd. Ste. 200
Greenwood Village, CO 80111
t: 201 831 5000
www.stryker.com
www.sportsmedicine.stryker.com

A surgeon must always rely on his or her own professional clinical judgment when deciding whether to use a particular product when treating a particular patient. Stryker does not dispense medical advice and recommends that surgeons be trained in the use of any particular product before using it in surgery.

The information presented is intended to demonstrate the breadth of Stryker product offerings. A surgeon must always refer to the package insert, product label and/or instructions for use before using any Stryker product. Products may not be available in all markets because product availability is subject to the regulatory and/or medical practices in individual markets. Please contact your Stryker representative if you have questions about the availability of Stryker products in your area.

Stryker Corporation or its divisions or other corporate affiliated entities own, use or have applied for the following trademarks or service marks: ProCinch, VersiTomic, XBraid TT, Stryker. All other trademarks are trademarks of their respective owners or holders.

1000901836 Rev C
Copyright © 2015 Stryker
Printed in USA
10/15

www.sportsmedicine.stryker.com