

Sage

# PrimoFit+

## External Urine Management for the Male Anatomy

### Prepping

- Clean, dry, and prep the skin per hospital protocol.
- If using a prep prior to placing the adhesive, ensure skin is dry before placing PrimoFit+.
- If necessary, trim or clip hair per hospital protocol.

### Applying

- Check patient positioning. Place patient in supine (flat) position when placing the device. After the device is placed, the head of bed can be raised.
- Apply pressure around the base adhesive to ensure adhesion to skin.
- Pull abdominal adhesive pad taut over the patient's suprapubic area.

### Maintaining

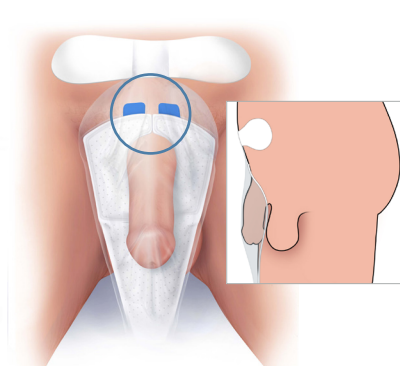
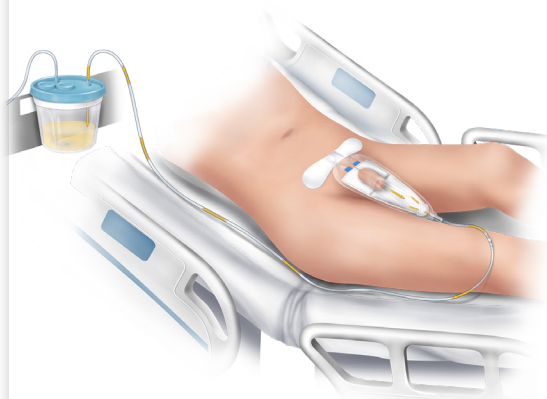
- Confirm device is attached securely to suction tubing and suction is functioning.
  - Use continuous suction, not intermittent.
  - Check suction tubing to avoid kinks.
  - If necessary, secure tubing to patient's leg per hospital protocol.
- Set vacuum to low, continuous suction at a **minimum of 60mmHg**. Always use the minimum amount of suction necessary.
- Assess the device after turning the patient and readjust if necessary.
- Remove the device before patient ambulation.



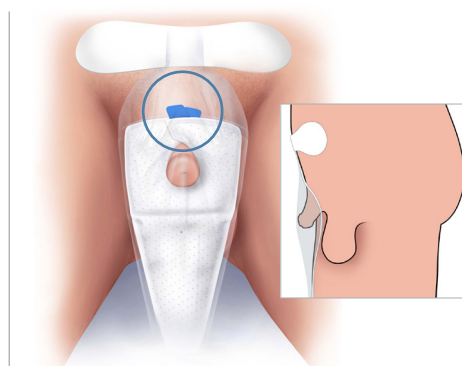
Scan to view the  
in-service video

## Placement on different anatomy types

Adjustable securement tabs allow for a customizable fit



Meeting of  
securement tabs



Overlapping of  
securement tabs

This information is intended solely for the use of healthcare professionals. A healthcare professional must always rely on his or her own professional clinical judgment when deciding whether to use a particular product when treating a particular patient. We do not dispense medical advice and recommend that healthcare professionals be trained in the use of any particular product before using the product. The information presented is intended to demonstrate the breadth of Stryker product offerings. A healthcare professional must always refer to the package insert, product label and/or instructions for use. Products may not be available in all markets because product availability is subject to the regulatory and/or medical practices in individual markets. Please contact your representative if you have questions about the availability of Stryker's products in your area. Stryker or its affiliated entities own, use, or have applied for the following trademarks or service marks: PrimoFit+, Sage and Stryker. The absence of a product, feature, or service name, or logo from this list does not constitute a waiver of Stryker's trademark or other intellectual property rights concerning that name or logo. All other trademarks are trademarks of their respective owners or holders.