



Simple interventions. Extraordinary outcomes.

We are your partner for proven prevention. Our market-leading products solve real healthcare problems and are backed by clinical evidence. Our products allow you to deliver essential patient care with confidence by addressing risk factors that can lead to infections, skin injuries, and caregiver injuries.

We are driven to solve real problems and make healthcare better for you and your patients.



Weight limit: 400 lb / 181 kg

- (1) Mat with foam pad
- (1) SecureFoam Body Strap
- (1) M² Microclimate Body Pad
- (1) Draw Sheet
- (2) SecureFoam Arm Wraps

5 systems/case
Reorder #3231

- (1) Mat with foam pad
- (1) SecureFoam Body Strap
- (1) M² Microclimate Body Pad
- (1) Draw Sheet

5 systems/case
Reorder #3234

SecureFoam Arm Wraps
(2) SecureFoam Arm Wraps
16 in x 24 in
5 sets/case
Reorder #3250

SecureFoam Body Strap
(1) SecureFoam Body Strap
5 in x 70 in
15 eaches/case
Reorder #3251



Prevalon Air Pump 120V
1/case
Reorder #7455



Prevalon Air Pump Cart
1 cart/case
Reorder #7475



Air Pump Bed Adapter
1/case
Reorder #7485



HEPA Equipped Replacement Filter
4/case
Reorder #7465



Hose Protection Sleeve (HPS)
50/case
Reorder #7460

*Multi-Position MATS 2.0 is intended to provide physical and frictional securement for a patient in Trendelenburg, Reverse Trendelenburg, Lithotomy Trendelenburg, and the Lateral Tilt positions to help prevent sliding.

References: 1. U.S. Bureau of Labor Statistics, Monthly Labor Review, Occupational injuries and illnesses among registered nurses, November 2018. 2. Chitlik A. Safe Positioning for Robotic-Assisted Laparoscopic Prostatectomy, AORN Journal 2011;94(1):37-48. 3. Data on File. Sage Products LLC. TP25-0082 4. Data on file. Sage Products LLC. TP21-0180 Multi-Position MATS Comparative Pressure Mapping. 5. Data on file. Sage Products LLC. BE-00003: Multi-Position MATS (TrendeMATS): Biocompatibility Evaluation. 6. Data on file. Sage Products LLC. TP21-0163 Multi-Position MATS Patient Migration and Device Securement Justification. 7. Data on file, Sage Products LLC, IESTRP-CC007.3 testing conducted by APC Filtration Inc. Brentford, ON Canada. June 23-24, 2021. 8. Bouyer-Ferullo S. Preventing Perioperative Peripheral Nerve Injuries, AORN Journal, 2013 Jan;97(1):110-124. 9. Data on file. Sage Products LLC. TP21-0010: TrendeMATS Arm Wrap Pressure Map, TP21-0013: TrendeMATS IV Arm Wrap Pressure Map.

A healthcare professional must always rely on his or her own professional clinical judgment when deciding whether to use a particular product when treating a patient and must refer to the instructions for use before using any Stryker product.

Stryker Corporation or its divisions or other corporate affiliated entities own, use or have applied for the following trademarks or service marks: Prevalon, Sage, Simple Interventions. Extraordinary Outcomes, Stryker. All other trademarks are trademarks of their respective owners or holders.

All testing done on simulated patients.

12/2025
SAGE-MPM-BROC-2356926_REV-0_en_us | Copyright © 2025 Stryker



Sage
Multi-Position MATS 2.0
Mobile Air Transfer System

Positioned for stability. Powered by air.



Sage Products LLC
3909 Three Oaks Road
Cary, IL 60013, USA
800 323 2220
stryker.com



See it in action

Help prevent healthcare worker injury risk and patient sliding in the OR

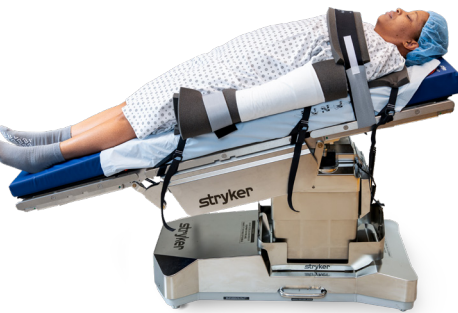
Designed to safely reposition and transfer patients before and after tilt* procedures

Tilt procedures present unique challenges to the perioperative team, including **staff injury, workflow issues, and patient sliding**. You shouldn't have to compromise healthcare worker safety to ensure proper patient positioning in the OR. That's why we designed Multi-Position MATS 2.0 to fit seamlessly into your workflow.

45% of nurse injury is caused by overexertion¹

Patients in tilt positions are vulnerable to complications and injury due to sliding²

Multiple benefits



Repositioning on the OR table
Easily adjust patient position for surgery



Post-procedure transfer
Safely transfer patients using air-assist technology that cradles with 2-phase inflation and raises the patient in one smooth motion.
Approximately 68% less force than drawsheet alone³



SecureFoam Arm Wrap

Helps reduce risk of nerve damage by protecting the arms^{4,5} and keeps arms adducted during surgery⁶

SecureFoam Body Strap

Additional securement device to the OR table

Foam pad

Skin friendly and can be easily removed post-surgery⁸

Rail straps

Keep system secure to the OR table⁹



Strapping instructions
Included on top sheet for visual reference

Imaging capability

Acceptable for use in MRI,** X-Ray, CT Scan, and ultrasounds⁷

Wipeable

MAT surface is easy-to-clean material¹⁰

M² Microclimate Body Pad

Included in the system, it effectively absorbs and locks in moisture to help protect patient's skin while allowing air to flow through

Prevalon Air Pump

Easily fits into the Prevalon Air Pump Cart for transport or in cabinets and shelves in patient room

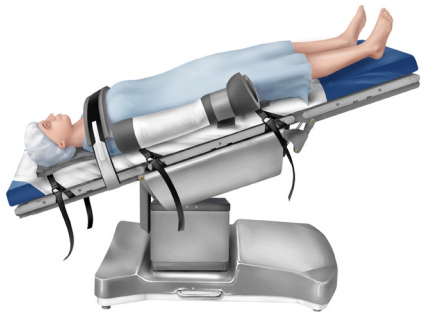
Draw sheet

Aids in microturn to remove foam pad and can help adjust patient once the system is strapped to the table.

System secures patient in the following tilt positions:



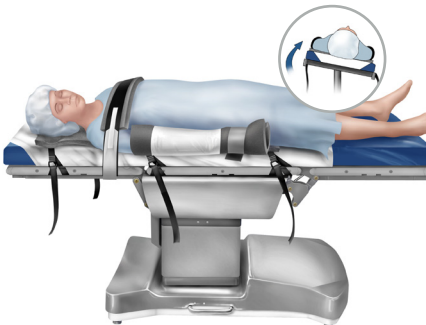
Lithotomy Trendelenburg



Trendelenburg



Reverse Trendelenburg



Lateral tilt