

Sage Prevalon

Heel Protector I

REF 7305-X



Features and benefits

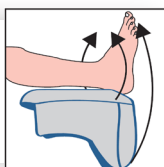
Dermasuede fabric interior	<ul style="list-style-type: none"> Gently grips limb so it remains fully offloaded, even when patient is moving
Low-friction outer shell	<ul style="list-style-type: none"> Helps maintain patient's freedom of movement Slides easily over bed sheets
Open, floated heel design	<ul style="list-style-type: none"> Completely offloads heel Allows for easy monitoring between assessments
SCD compatible	<ul style="list-style-type: none"> Three ports sewn into boot design accommodate most SCD devices
Closure Straps	<ul style="list-style-type: none"> Securely holds Prevalon on limb

To offload the heel

1

Put the heel protector on

The heel protector is shipped **inside out**. Position heel over opening on grey side. Pull sides up around foot and toes.



2

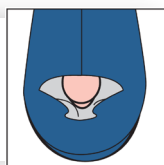
Tighten straps

Wrap straps around the heel protector and adjust. **Do not** over tighten.



3

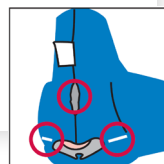
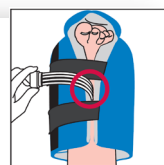
Make sure the heel is floated



To use with sequential compression device:

Run tubing through the nearest available port. Ensure tubing is not kinked or contacting skin. Push tubing down into seams when using side ports.

Do not use heel hole as a port.



Packaging Information

Contents:

(1) Heel Protector

Intended Use:

For offloading the heel and reducing the risk of heel pressure injuries.

Caution:

For use on patient while in bed. Do not stand or walk while wearing due to fall risk. Periodically remove heel protector to assess skin according to protocol. Read enclosed instructions prior to using product.

Cleaning Instructions:

Wipe clean with a damp cloth.

Discard according to hospital protocol and local regulations.

Not made with natural rubber latex.

Single patient - multiple use.

Specifications

Product name	Sage Prevalon Heel Protector I
Product code	7305-X
Description	Offloads the heel
Manufacturer accreditation	ISO 13485:2016
Recommended for patients with calf circumference of:	25cm - 46cm (10in - 18in)

A healthcare professional must always rely on his or her own professional clinical judgment when deciding whether to use a particular product when treating a particular patient. Stryker does not dispense medical advice and recommends that healthcare professionals be trained in the use of any particular product before using it.

The information presented is intended to demonstrate the breadth of Stryker product offerings. A healthcare professional must always refer to the package insert, product label and/or instructions for use before using any Stryker product. Products may not be available in all markets because product availability is subject to the regulatory and/or medical practices in individual markets. Please contact your Stryker representative if you have questions about the availability of Stryker products in your area.

Stryker Corporation or its divisions or other corporate affiliated entities own, use or have applied for the following trademarks or service marks: Stryker. All other trademarks are trademarks of their respective owners or holders.

For more information please contact your local Stryker sales representative.

Stryker Australia Pty Ltd
8 Herbert Street
St Leonards NSW 2065
61 2 9467 1000
www.stryker.com.au

Stryker New Zealand Limited
PO Box 17-136, Greenlane
Auckland 1546, New Zealand
64 9 573 1890
www.stryker.com