

Incontinence-associated dermatitis (IAD)

A risk factor for pressure injuries¹

Incontinence-associated dermatitis (IAD) is a significant risk factor for pressure ulcers.¹ IAD is defined as “an inflammation of the skin that occurs when urine or stool comes into contact with perineal or perigenital skin.”²

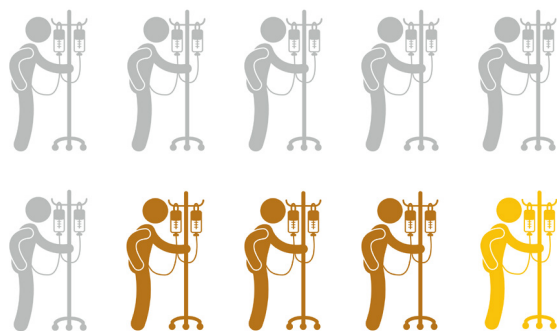


IAD prevalence

One Australian local health district found:

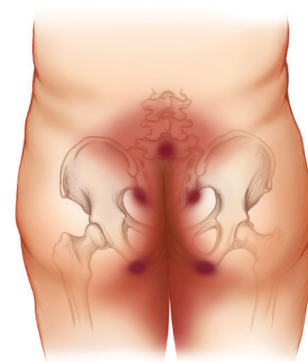
44% of patients had **incontinence**³

21% of those patients had **IAD**³

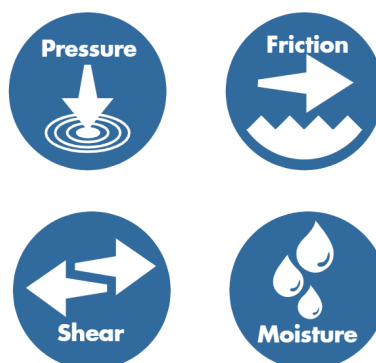


IAD can contribute to the development of **sacrum pressure injuries**.⁴

The most common pressure injury is the **sacrum/ coccyx** and accounts for **20-41%** of all pressure injuries.⁵



The four pressure injury risk factors⁶:



Comfort Shield

Barrier Cream Cloths (7905)



Barrier-impregnated cloth helps prevent IAD and addresses hospital-acquired pressure injuries (HAPI).⁷

Features and benefits

All in one product

- Cleans skin
- Treats IAD⁸

Active Ingredient

- Provide barrier protection with a 3% dimethicone formula^{8,9,10}
- Breathable, transparent dimethicone barrier

Fully-insulated, resealable packaging available

- Once initially heated, washcloths stay warm throughout the cleaning process

Dermatologist-tested solution

- pH balanced
- Paraben-free
- Gentle, non-irritating



Disposable cloths replace basins and washcloths, which may contain harmful bacteria that can cause infection.¹¹



All-in-one cloths cleanse, moisturise, treat and provide protection for your skin.



The solution is hypoallergenic and latex-free.

References:

1. Nix, D. and Ermer-Seltun, J. (2004). A review of perineal skin care protocols and skin barrier product use. *Ostomy Wound Manage*, 50(12), 59-67.
2. Gray, M., Bliss, D.Z., Doughty, D.B., et al. (2007 Jan-Feb). Incontinence-associated dermatitis: a consensus. *J Wound Ostomy Continence Nursing*, 34(1), 45-54.
3. Journal of Wound, Ostomy and Continence Nursing: July/August 2018 - Volume 45 - Issue 4 - p 349-355
4. Clinical Excellence Commission. (2019). 2018 NSW Pressure Injury Point Prevalence Survey Report. Sydney.
5. Yap, G. & Melder, A. 2018. A review of pressure injury rates in Australian hospitals: A Rapid Review. Centre for Clinical Effectiveness, Monash Health, Melbourne, Australia.
6. National Pressure Ulcer Advisory Panel and Pan Pacific Pressure Injury Alliance. Prevention and Treatment for Pressure Ulcers: Quick Reference Guide. Emily Haesler (Ed.). Cambridge Media: Osborne Park, Western Australia; 2014.
7. Hall, K. and Clark, R. (2015 Jul.). A Prospective, Descriptive, Quality Improvement Study to Decrease Incontinence-Associated Dermatitis and Hospital-Acquired Pressure Ulcers. *Ostomy Wound Mgmt*, 61(7), 26-30.
8. Beeckman D, Campbell J, Campbell K, et al. Incontinence-associated dermatitis: moving prevention forward, best practice principles. *Wounds Int*. 2015.
9. Clever K, et al., *Ost/Wound Mgmt*. Dec 2002;48(12):60-7.
10. Beeckman D, Van Lancker A, Van Hecke A, Verhaeghe S. A systematic review and meta-analysis of incontinence-associated dermatitis, incontinence, and moisture as risk factors for pressure ulcer development. *Res Nurs Health*. 2014 Jun;37(3):204-18.
11. Martin, E., Haider, S., Paleschi M., et al. (2018). Bathing Hospitalized Dependent Patients with Pre-packaged Disposable Washcloths Instead of Traditional Bath Basins: A Case-Crossover Study. *Am J Infect Control*, 45(9):990-994.

A healthcare professional must always rely on his or her own professional clinical judgment when deciding whether to use a particular product when treating a particular patient. Stryker does not dispense medical advice and recommends that healthcare professionals be trained in the use of any particular product before using it.

The information presented is intended to demonstrate the breadth of Stryker product offerings. A healthcare professional must always refer to the package insert, product label and/or instructions for use before using any Stryker product. Products may not be available in all markets because product availability is subject to the regulatory and/or medical practices in individual markets. Please contact your Stryker representative if you have questions about the availability of Stryker products in your area.

Stryker Corporation or its divisions or other corporate affiliated entities own, use or have applied for the following trademarks or service marks: Stryker. All other trademarks are trademarks of their respective owners or holders.

For more information please contact your local Stryker sales representative.

Stryker Australia Pty Ltd
8 Herbert Street
St Leonards NSW 2065
61 2 9467 1000
www.stryker.com.au
Stryker New Zealand Limited
PO Box 17-136, Greenlane
Auckland 1546, New Zealand
64 9 573 1890
www.stryker.com

SG 2798 SAG
Copyright © 2021 Stryker