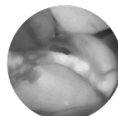

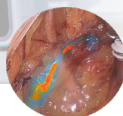


iSPIES

European Imaging Summit

22nd - 23rd May, 2025
Amsterdam, Netherlands



Welcome

Your Agenda and
General Info

Dear iSPIES Guest,

Welcome to Amsterdam! Stryker's International Summit for Perfusion Imaging and Excellence in Surgery (iSPIES) brings together a multidisciplinary group of healthcare professionals to exchange experiences about the use of fluorescence imaging.

We are honored to have the opportunity to work with all of you to advance the art and science of fluorescence imaging technology across the patient care continuum. For over 15 years, the iSPIES program has focused on advancing the surgical techniques and technologies to help you improve outcomes for your patients.

With that, our goal is that one day, the use of fluorescence imaging technology will be considered the standard of care across all surgical facilities. Together, with all of you, we hope to help further that journey during this meeting and continue to drive our mission to make healthcare better.

We believe that iSPIES will present a unique opportunity for you to collaborate with peers and learn more about the utility and applications for fluorescence imaging. Truly, the intersection of technology, education and community is most exciting about this meeting – and we are very much looking forward to meeting you in person.

Lastly, if there is anything that our team can do to improve your medical education experience, please do not hesitate to reach out to our Program Manager, Jacklyn Wade. On behalf of Stryker, our event chairmen and faculty, we thank you for taking time away from your families and patients to be here today.



Shane Funk

Vice President and General Manager,
Endoscopy Europe

iSPIES 2025 Summit



22nd - 23rd May 2025
Amsterdam, The Netherlands

General Info

Addresses

Hotel

Hilton Amsterdam Airport Schiphol
Schiphol Bd 701, 1118 BN Schiphol
The Netherlands

Restaurant

Bowery Restaurant
(Hilton Schiphol)

Transfers

Schiphol Airport/Train Station >> Hotel

Located directly at the airport, the Hilton Hotel can be reached within 5 - 7 minutes walk from the main terminal through a covered walkway. There will be posted signs and hostess to direct you on the day of the event.

Hotel >> Schiphol Airport/Train Station

5 - 7 minutes walk back from the hotel.

Contact

For any queries, please contact

Jacklyn Wade

Medical Education Manager
Cell: +31 621 929 310

Fanny Capolungo

Events Planner
Cell: +33 633 325 481

Agenda

Thursday 22nd May, 2025

Time	Event
18:00	Arrivals
19:30	Welcome & Networking Reception <i>Hilton Atrium</i>
20:30	Dinner <i>Bowery Restaurant</i>

Friday 23rd May, 2025

Time	Event	Speaker
07:30	Attendee Breakfast <i>Hilton Schiphol Hotel</i>	
08:00	Faculty Briefing / AV Run Through	
09:00	Stryker Welcome & History of iSPIES	Shane Funk, VP GM Endoscopy EU
09:10	Chair Introductions	Pr. Salvador Morales Pr. Ronan Cahill
Multi-Disciplinary Session Fluorescence Imaging Overview		Moderator : Pr. Salvador Morales
09:20	Guidelines of ICG Backed by Evidence	Pr. Ronan Cahill
09:30	What has IntACT shown us?	Pr. David Jayne
09:40	How Fluorescence Guided Surgery is Transforming Pediatric Patient Lives	Pr. Philipp Szavay
09:50	Panel Discussion	All presenters
10:00	The Patient Pathway - Changes Overtime from Years of ICG Usage in Melanoma Cancers	Pr. Aenone Harper-Machin
10:10	Expanding the Role of Fluorescence Imaging in Complex Surgeries	Mr. John Butler
10:20	The Total Approach of ICG - Guiding Breast Surgery, Reconstruction & Beyond	Dr. Siba Haykal
10:30	Panel Discussion: Why I SPY	All Presenters
10:50	Coffee Break	

to be continued ►

The 1788 Platform

The future,
in your hands



Friday 23rd May, 2025

Time	Event	Speaker
Specialty Sessions 11:15 - 12:00		
Room A-B: MIS Cross Specialties Moderator: Pr. Ronan Cahill		
11:15	ICG as a Teaching Tool in surgery	Pr. Salvador Morales
11:30	Improving Biliary Anatomy Visualization with ICG	Pr. Roberto Troisi
11:40	Reducing Anastomotic Leaks in Esophagectomy: The Role of ICG Perfusion Assessment	Pr. Guillaume Piessen
11:50	Questions to the Panel	All Presenters
Room 6: Breast & Reconstructive Moderator: Pr. A.H-Machin		
11:15	Use of ICG in Breast Cancer: What is the Evidence?	Mr. Paul Thiruchelvam
11:25	Fluorescence Guided SLNB in Breast Cancer	Pr. Agnieszka Kołacinska-Wow
11:35	Techniques and Protocols for ICG for LYM-PHA and LVA Procedures	Pr. Francesco Boccardo
11:50	Questions to the Panel	All Presenters
Room 10: Gynecologic Moderator: Mr. John Butler		
11:15	Brief Introductions from Audience About Experience with Fluorescence Technology	
11:45	Complex Pelvic Surgery and Deep Endometriosis	Pr. Pierre Collinet
12:00	Lunch	

Friday 23rd May, 2025

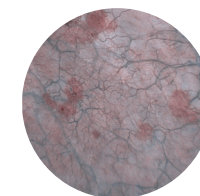
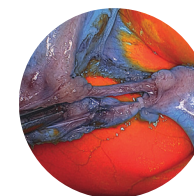
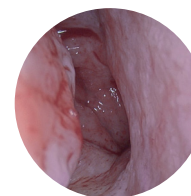
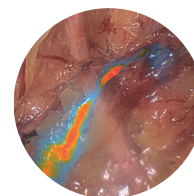
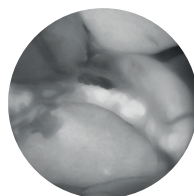
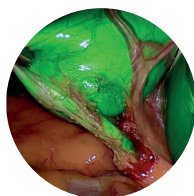
Time	Event	Speaker
Workshop Sessions 13:00 - 14:45 Group 1		
 Workshop Group 1/5 13:00 - 14:45	Room A-B: MIS Cross Specialties Moderator: Pr. Salvador Morales	
	13:00 Tumor Identification and Liver Segmentation with ICG	Pr. Roberto Troisi
	13:10 Fluorescence-Guided Surgery in Gastric Cancer	Dr. Hirofumi Kawakubo
	13:20 Questions to the Panel	All presenters
Topics of discussion		
	13:30 How to Implement ICG in your Practice - From Acquiring a System to Routine Use	
	13:45 Best Practices- What are They in Your Respective Specialties	
	14:00 What about Micro-dosing?	
	14:15 When ICG Changed the Surgical Plan	
	14:30 What are the Expanded Indications of ICG - What is Next for Advanced Imaging in Surgery?	
	14:45 Break / All Attendees Return to Main Room	

Friday 23rd May, 2025

Time	Event	Speaker
Workshop Sessions 13:00 - 14:45 Group 2		
 Workshop Group 2/5 13:00 - 14:45	Room 9: Colorectal Moderator: Pr. Ronan Cahill	
	13:00 How Fluorescence Imaging has Changed my Practice	Pr. Zaher Lakkis
	13:10 A Deep Dive on IntACT	Pr. David Jayne
	13:30 Systematic Review - What's Next? Should ICG Become Standard of Care in Lower Anterior Resection?	Pr. Ronan Cahill
Topics of discussion		
	13:45 Best Practices & Protocols for Colorectal Surgery	
	14:00 Keeping up with Advanced Digital Healthcare	
	14:15 How to Implement ICG in your Practice - From Acquiring a System to Routine Use	
	14:30 What are the Expanded Indications of ICG - What is Next for Advanced Imaging in Colorectal Surgery?	
	14:45 Break / All Attendees Return to Main Room	

The 1788 Platform

The future,
in your hands



to be continued ►

Friday 23rd May, 2025

Time	Event	Speaker
Workshop Sessions 13:00 - 14:45 Group 3 & 4		
 Workshop Group 3/5 13:00 - 14:45	Room 6: Breast and Reconstructive Moderator : Pr. Harper-Machin	
	13:00	The Value of Fluorescence Imaging for Flap Perfusion Dr. Siba Haykal
	Topics for discussion	
	13:10	How to Implement ICG in your Practice - From Acquiring a System to Routine Use
	13:25	Dosing Guidelines and Analyzing - What is the Technology Telling Me
	13:40	Complex Case Deep Dive - Breast
	14:00	Complex Case Deep Dive - Reconstructive
	14:20	Complex Case Deep Dive - Lymphatics
	14:40	Break / All Attendees Return to Main Room
 Workshop Group 4/5 13:00 - 14:45	Room 10: Gynecologic Moderator: Mr. John Butler	
	13:00	Practical Usage of SPY PHI in Open Surgery Mr. John Butler
	Topics for discussion	
	13:15	How to Implement ICG in your Practice - From Acquiring a System to Routine Use
	13:30	Dosing Guidelines and Analyzing - What is the Technology Telling Me
	13:45	Complex Case Deep Dive- SLN in Cervical or Endometrial
	14:05	Complex Case Deep Dive - Ovarian
	14:25	Complex Case Deep Dive - Vulvar
	14:45	Break / All Attendees Return to Main Room

Friday 23rd May, 2025

Time	Event	Speaker
Workshop Sessions 13:00 - 14:45 Group 5		
 Workshop Group 4/5 13:00 - 14:45	Room 7: Pediatric Moderator Pr. Philipp Szavay	
	13:00	Brief Introductions from Audience about Experience with Fluorescence Technology
	13:10	Deep Dive: Consensus Statement on the use of ICG-FS in Paediatric Patients Pr. Grzegorz Kowalewski
	13:25	Clinical Review Post-Consensus and my Experience
	13:35	New Horizons - Expanding the Application of ICG-FS in Paediatric Surgery Pr. Philipp Szavay
	13:55	How to Implement ICG in your Practice - From Acquiring a System to Routine Use Pr. Philipp Szavay
	14:10	Complex Cases Review
	14:45	Break / All Attendees Return to Main Room
Closing Session (All Attendees)		
15:00	Specialty Session Recaps Key Take-aways	Session Moderators
15:10	The Future of Imaging - Seeing Beyond ICG	Ryan Wing, Director of Marketing Endoscopy USA
15:20	Closing Remarks	Chairs
15:30	Closing Reception	
16:15	Attendee Departures	



1788 Camera



SPY-PHI

Mission

Together with our customers,
we are driven
to make healthcare better.

Values

Integrity
We do what's right

Accountability
We do what we say

People
We grow talent

Performance
We deliver

**Thank you for joining us at Stryker's annual
European iSPIES ICG Summit.**