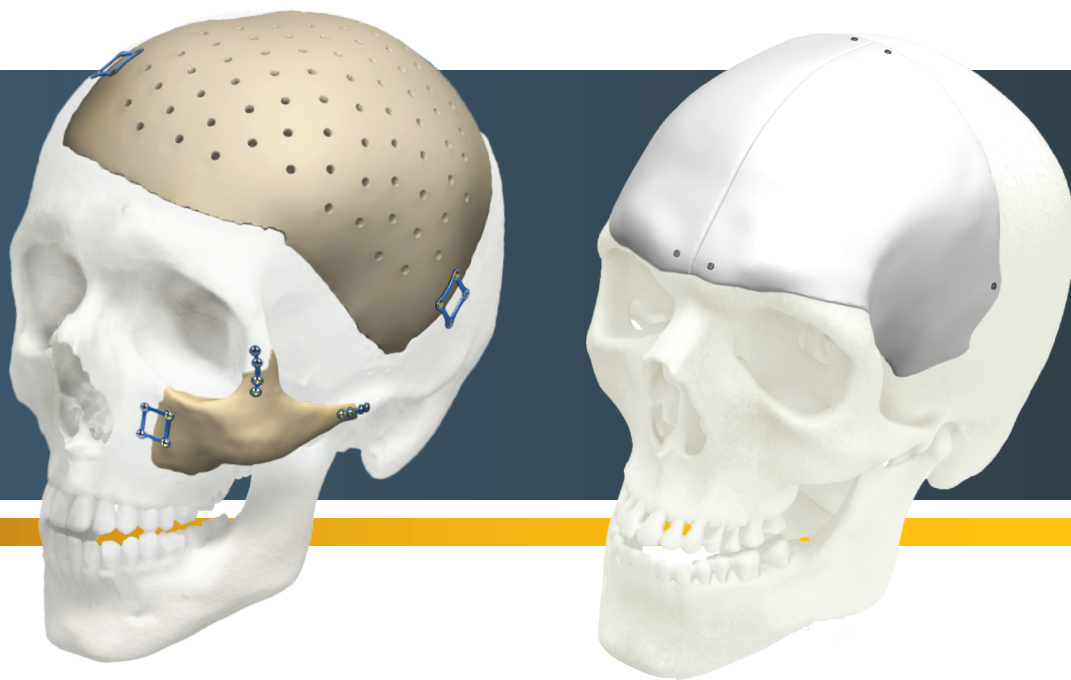


Cranial iD[®]

Cranial restoration



iD Solutions[®]

Individually designed. **Personalized** care.

Customized care **you can count on.**

Available in PEEK and MEDPOR each implant is uniquely designed with you and your patient in mind.

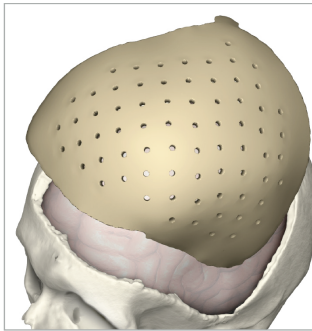
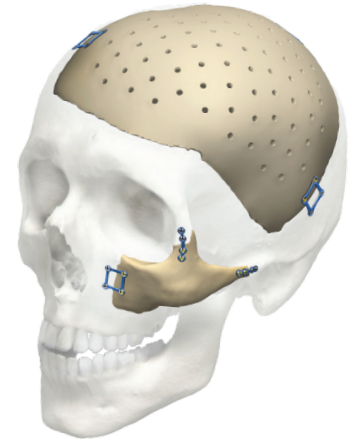
You are the artist of each implant. Enhance implant designs with an optional design session guided by one of our Design Engineers.

We work with you to help you give your patients the results and confidence they deserve.

PEEK

Precise fit. Excellent **strength**.

Polyether ether ketone (PEEK) patient specific implants are designed with exacting parameters to optimize the bone-to-implant interface. Multiple fit options are available to accommodate the needs of both you and your patient.



Precise fit

Designed and manufactured to produce a surgical fit and definition

Customizable

Suture/drainage hole and varying thickness options available

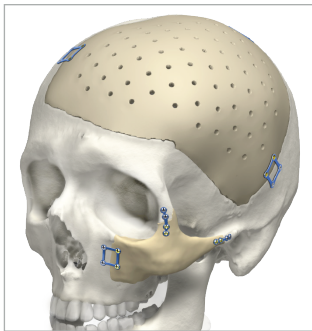
Strength

Cranial bone: 100 MPa yield strength¹

PEEK implant: 115 MPa yield strength²

Priority turnaround

Service option with an expedited timeline of 5 business days



MEDPOR

Proven³. Adaptable. Comprehensive.

Porous polyethylene implants provide surgeons with an expanding range of options for reconstruction and augmentation. MEDPOR is a biocompatible, high density material. The interconnecting, omni-directional pore structure may allow for fibrovascular in-growth and integration of the patient's tissue.³



MEDPOR single stage

MEDPOR single stage allows the surgeon to address their patients' needs in one surgery. Through pre-surgical planning a predictive craniotomy is made, leading to the design of a patient specific implant delivered to the hospital prior to surgery.

Surgeon collaboration will be required to define the resection plan during the design phase to best identify the needs to allow for optimal outcomes.

Easily modified

MEDPOR can be easily drilled and fixated giving the surgeon more flexibility

Priority turnaround

Service option with an expedited timeline of 8 business days

Have peace of mind

Two sterile implants supplied with every order

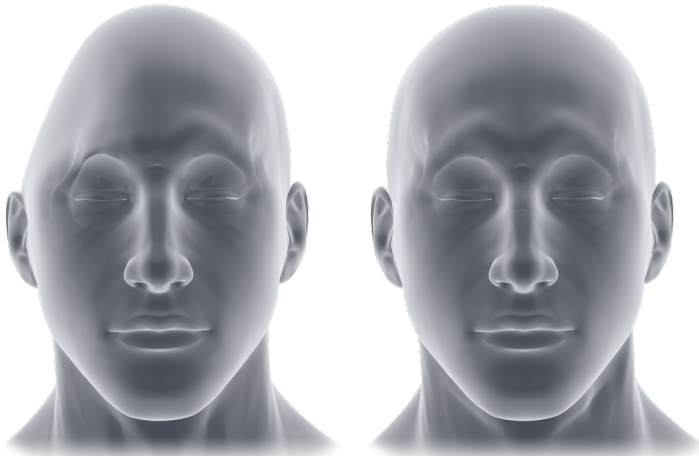
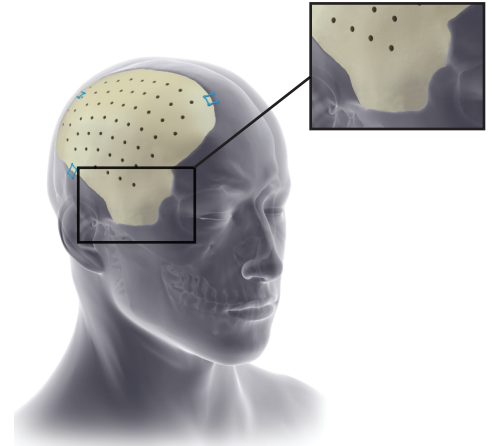
Pterional PLUS

Individually designed. **Personalized** care.

Pterional PLUS is our exclusive patient specific implant intended for the correction and prevention of persistent temporal hollowing (PTH). This patient specific cranial implant is designed using the patient's own CT-data and anatomy, incorporating your surgical expertise, in order to estimate a patient's soft tissue atrophy and create an implant that accommodates for the atrophy.

We are the only company to offer the patent protected Pterional PLUS implant.

*Pterional PLUS available in both PEEK and MEDPOR material.



Customized care
**you can
count on.**

Craniomaxillofacial

This document is intended solely for the use of healthcare professionals. A surgeon must always rely on his or her own professional clinical judgment when deciding whether to use a particular product when treating a particular patient. Stryker does not dispense medical advice and recommends that surgeons be trained in the use of any particular product before using it in surgery.

The information presented is intended to demonstrate a Stryker product. A surgeon must always refer to the package insert, product label and/or instructions for use, including the instructions for cleaning and sterilization (if applicable), before using any Stryker product. Products may not be available in all markets because product availability is subject to the regulatory and/or medical practices in individual markets.

Please contact your Stryker representative if you have questions about the availability of Stryker products in your area. Stryker Corporation or its divisions or other corporate affiliated entities own, use or have applied for the following trademarks or service marks: Cranial iD, iD Solutions, MEDPOR, Stryker. All other trademarks are trademarks of their respective owners or holders.

References

1. J Motherway, P Verschueren, G Perre, J Sloten, M Gilchrist. "The Mechanical Properties of Cranial Bone: The Effect of Loading Rate and Cranial Sampling Position".
2. InVibio Limited. PEEK-Optima Polymer Typical Material Properties Brochure.
3. Liu JK, Gotfried ON, Cole CD, Dougherty,WR, CouldwellWT, "MEDPOR Porous Polyethylene implant for Cranioplasty and Skull Base Reconstruction"Neurosurgery. April 2004.
4. Cabanela, Coventry, MacCarty, Miller: The Fate of Patients with Methyl Methacrylate Cranioplasty, 1972

Distributed by:
Craniomaxillofacial
Kalamazoo, MI 49002 USA
t: 269 389 5346,
f: 877 648 7114
toll free: 800 962 6558
stryker.com/cmf

CMF-BR-115_Rev. 2_23060
Copyright © 2020 Stryker
Printed in USA