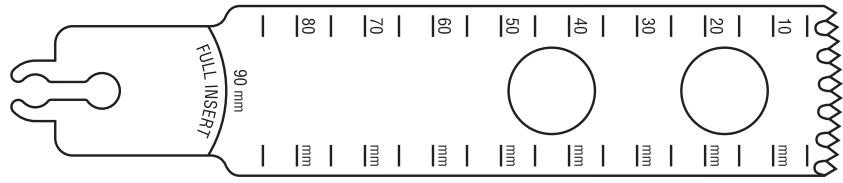




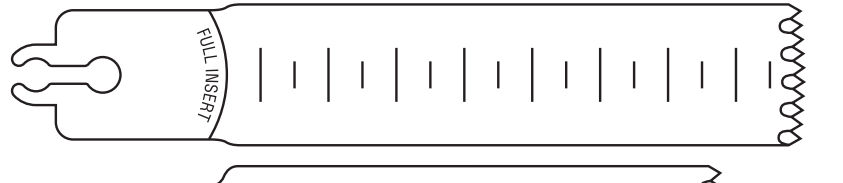
**Aggressive Tooth
Sagittal Saw Blades**



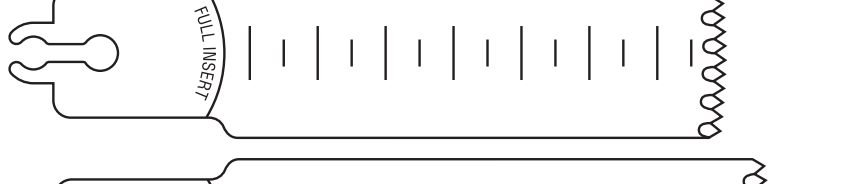
2108-302 in mm
Cut Edge: .98 25.0
Thickness: .035 .89
Cut Depth: 3.53 89.5
Teeth per in/cm: 12 4.72cm



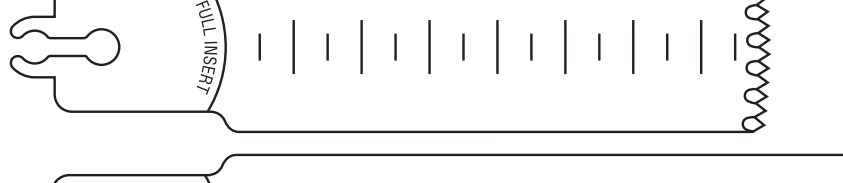
2108-305 in mm
Cut Edge: .98 25.0
Thickness: .035 .89
Cut Depth: 2.88 73.0
Teeth per in/cm: 12 4.72cm



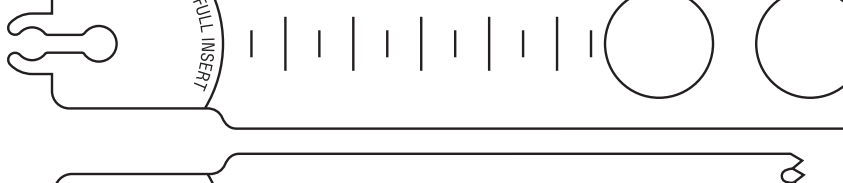
2108-309 in mm
Cut Edge: .82 21.0
Thickness: .035 .89
Cut Depth: 3.32 84.5
Teeth per in/cm: 12 4.72cm



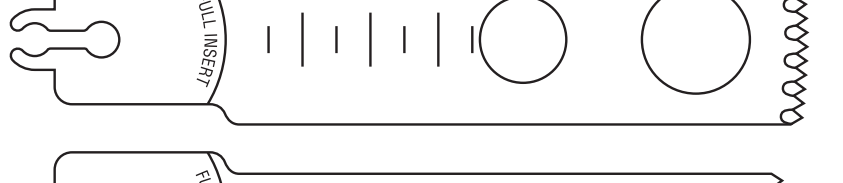
2108-310 in mm
Cut Edge: .98 25.0
Thickness: .049 1.24
Cut Depth: 2.88 73.0
Teeth per in/cm: 12 4.72cm



2108-318 in mm
Cut Edge: .98 25.0
Thickness: .049 1.24
Cut Depth: 3.13 79.5
Teeth per in/cm: 12 4.72cm



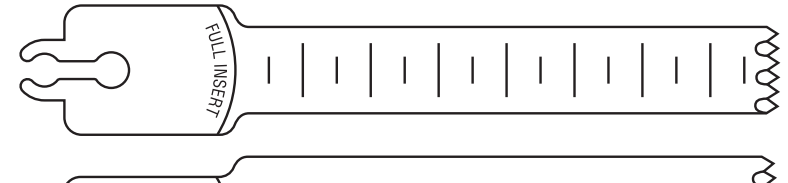
2108-328 in mm
Cut Edge: .98 25.0
Thickness: .049 1.24
Cut Depth: 3.88 98.5
Teeth per in/cm: 12 4.72cm



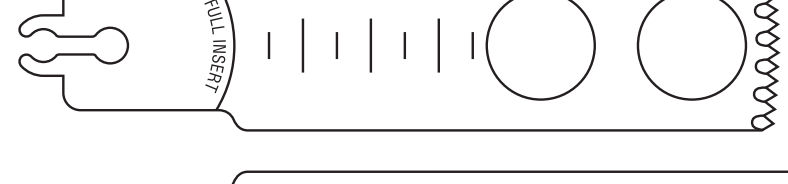
2108-351 in mm
Cut Edge: .98 25.0
Thickness: .047 1.19
Cut Depth: 3.34 85.0
Teeth per in/cm: 12 4.72cm



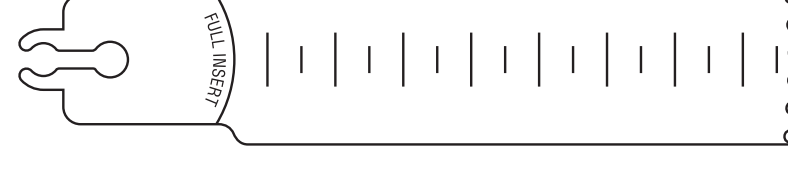
2108-352 in mm
Cut Edge: .49 12.5
Thickness: .047 1.19
Cut Depth: 3.20 81.5
Teeth per in/cm: 12 4.72cm



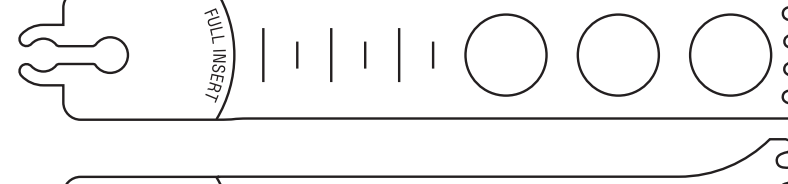
2108-356 in mm
Cut Edge: .49 12.5
Thickness: .049 1.24
Cut Depth: 3.13 79
Teeth per in/cm: 12 4.72cm



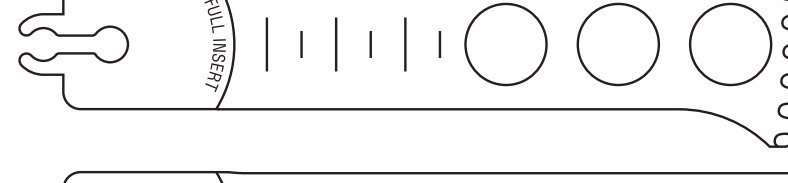
2108-376 in mm
Cut Edge: .98 25.0
Thickness: .058 1.5
Cut Depth: 3.13 79.5
Teeth per in/cm: 12 4.72cm



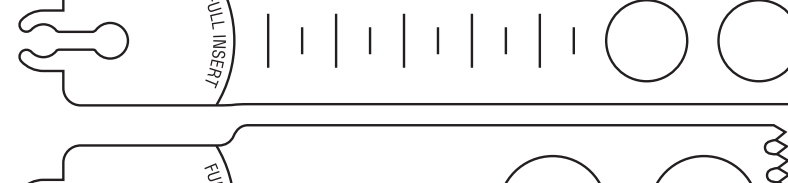
2108-377 in mm
Cut Edge: .98 25.0
Thickness: .052 1.32
Cut Depth: 3.41 86.5
Teeth per in/cm: 12 4.72cm



2108-382 in mm
Cut Edge: .73 18.5
Thickness: .049 1.24
Cut Depth: 3.29 83.5
Teeth per in/cm: 12 4.72cm



2108-383 in mm
Cut Edge: 1.14 29.0
Thickness: .049 1.24
Cut Depth: 3.29 83.5
Teeth per in/cm: 12 4.72cm



2108-385 in mm
Cut Edge: .73 18.5
Thickness: .049 1.24
Cut Depth: 4.10 104.0
Teeth per in/cm: 12 4.72cm

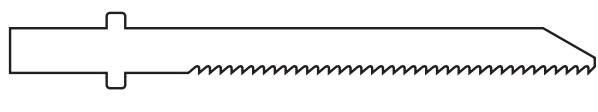


2108-389 in mm
Cut Edge: .98 25.0
Thickness: .050 1.27
Cut Depth: 3.20 81.5
Teeth per in/cm: 12 4.72cm



2108-393 in mm
Cut Edge: .98 25.0
Thickness: .041 .96
Cut Depth: 3.20 81.5
Teeth per in/cm: 12 4.72cm

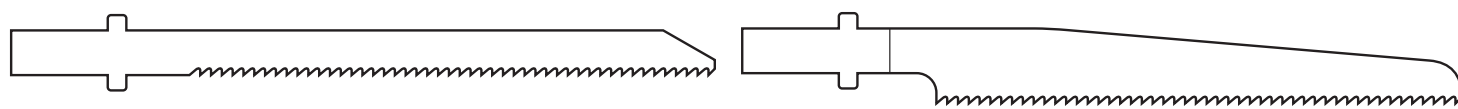
**Reciprocating
Saw Blades**



277-96-250 (short) in mm
Cut Edge: 2.36 60.0
Thickness: .025 .64
Height: .25 6.27
Fixed Point Travel: .14 3.56
Teeth per in/cm: 16 6.30cm



277-96-275 (double sided) in mm
Cut Edge: 2.76 70.0
Thickness: .025 .64
Height: .50 12.5
Fixed Point Travel: .14 3.56
Teeth per in/cm: 20 7.87cm



277-96-300 (long) in mm
Cut Edge: 3.06 77.5
Thickness: .025 .64
Height: .25 6.25
Fixed Point Travel: .14 3.56
Teeth per in/cm: 16 6.30cm

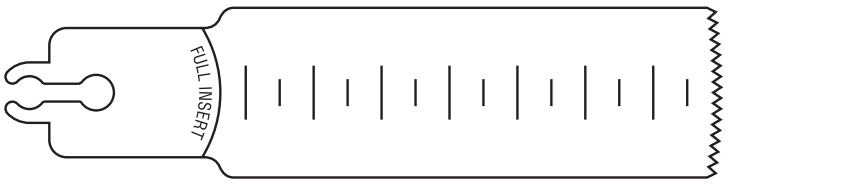
277-96-325 in mm
Cut Edge: 3.06 77.5
Thickness: .031 .76
Height: .44 11.18
Fixed Point Travel: .14 3.56
Teeth per in/cm: 16 6.30cm

**Knee System
Blade Guide**

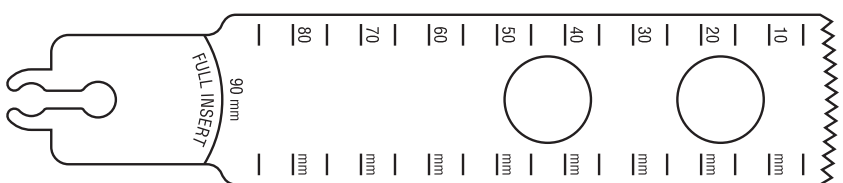
COMPANY	KNEE	THICKNESS (MM)	THICKNESS (IN.)	BLADE
Biomet	AGC	1.37	.054	177, 377
	Maxum	0.9	.035	105, 109, 102, 305, 309, 302
	Axiom	0.9	.035	102, 302, 105, 305, 109, 309
Depuy	LCS	1.5	.059	176, 376
	AMK	0.9	.035	109, 309
	Legend II	0.9	.035	102, 105, 109, 302, 305, 309
Dow Corning (Wright Medical)	Whiteside	1.3	.051	110, 111, 310, 155, 156, 356
	Ortholite	0.96	.40	193, 393
Encore		0.96	.40	193, 393
Exactec		1.3	.050	218, 318
Howmedica	PCA, Duracox, Kinemax	1.3	.050	118, 156, 189, 218, 318, 328, 356, 389
Intermedics	Natural Knee	0.9	.035	102, 103, 105, 109, 302, 303, 309, 305

COMPANY	KNEE	THICKNESS (MM)	THICKNESS (IN.)	BLADE
J&J	PFC	1.2	.047	151, 152, 351, 352
Joint Medical		0.9	.035	102, 302, 105, 305, 109, 309
		1.0	.039	193, 393
Kirschner		1.0	.039	193, 393
Orthomet	CMT	0.9	.035	105, 109, 305, 309
Osteonics	Series 3000, 7000	1.3	.051	182, 183, 185, 382, 383, 385
Richards	Genesis	1.3	.051	118, 318
	Profix	1.3	.050	118, 318, 218, 328
Techmedica		1.3	.051	118, 318
Zimmer	Miller-Galante (MG II)	0.9	.035	105, 109, 102, 305, 309, 302
	Insall-Burstein (IB II)	1.3	.050	182, 382, 218, 328 & 277-96-275 (Ricip)

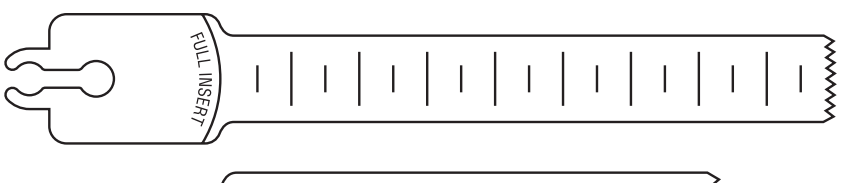
Sagittal Saw Blades



2108-100 in mm
Cut Edge: .98 25.0
Thickness: .025 .64
Cut Depth: 2.88 73.0
Teeth per in/cm: 16 6.30cm



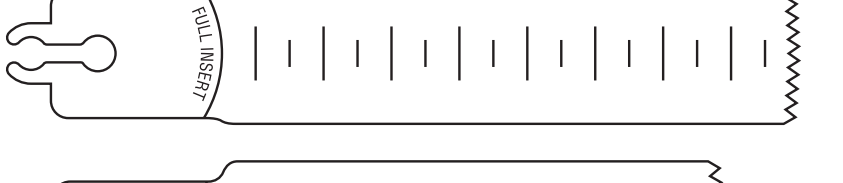
2108-102 in mm
Cut Edge: .98 25.0
Thickness: .035 .89
Cut Depth: 3.53 89.5
Teeth per in/cm: 12 4.72cm



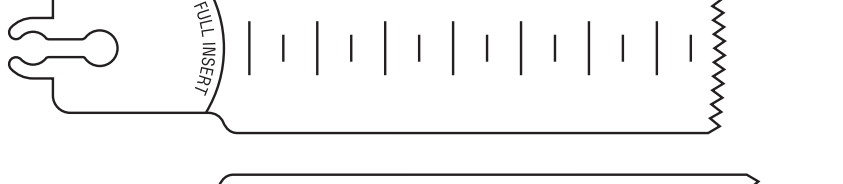
2108-103 in mm
Cut Edge: .49 12.5
Thickness: .035 .89
Cut Depth: 3.53 89.5
Teeth per in/cm: 16 6.30cm



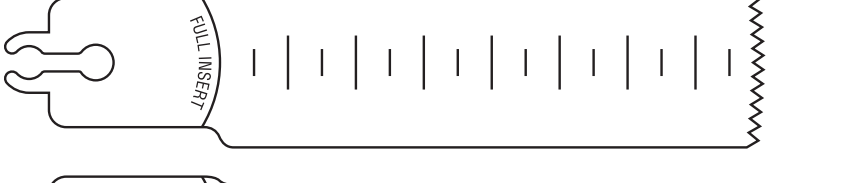
2108-105 in mm
Cut Edge: .98 25.0
Thickness: .035 .89
Cut Depth: 2.88 73.0
Teeth per in/cm: 12 4.72cm



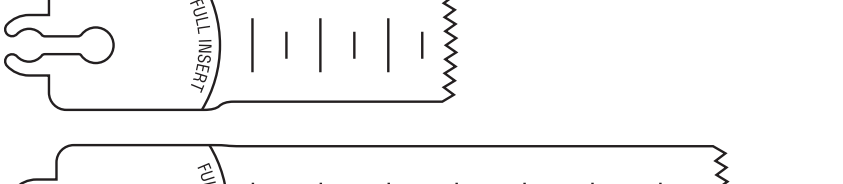
2108-109 in mm
Cut Edge: .82 21.0
Thickness: .035 .89
Cut Depth: 3.32 84.5
Teeth per in/cm: 12 4.72cm



2108-110 in mm
Cut Edge: .98 25.0
Thickness: .049 1.24
Cut Depth: 2.88 73.0
Teeth per in/cm: 12 4.72cm



2108-111 in mm
Cut Edge: .98 25.0
Thickness: .049 1.24
Cut Depth: 3.13 79.5
Teeth per in/cm: 12 4.72cm



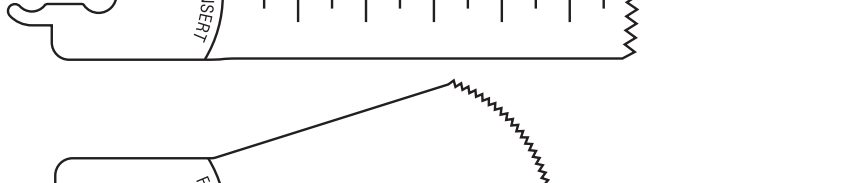
2108-113 in mm
Cut Edge: .65 16.5
Thickness: .049 1.24
Cut Depth: 1.34 34.0
Teeth per in/cm: 12 4.72cm



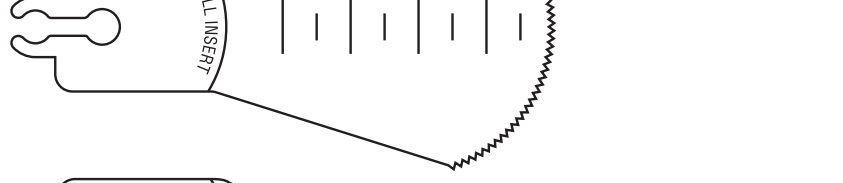
2108-115 in mm
Cut Edge: .73 18.5
Thickness: .031 .76
Cut Depth: 2.88 73.0
Teeth per in/cm: 12 4.72cm



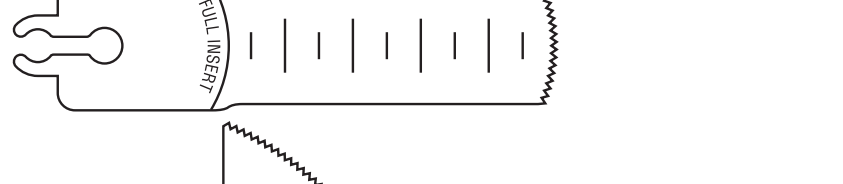
2108-118 in mm
Cut Edge: .98 25.0
Thickness: .049 1.24
Cut Depth: 3.13 79.5
Teeth per in/cm: 12 4.72cm



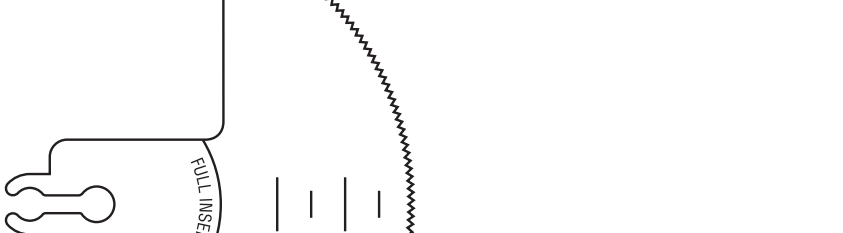
2108-120 in mm
Cut Edge: .73 18.5
Thickness: .025 .64
Cut Depth: 2.38 60.5
Teeth per in/cm: 12 4.72cm



2108-125 in mm
Cut Edge: 1.59 40.5
Thickness: .025 .64
Cut Depth: 1.88 47.5
Teeth per in/cm: 22 8.66cm



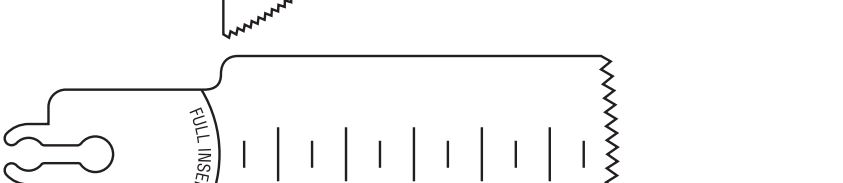
2108-131 in mm
Cut Edge: .68 17.5
Thickness: .025 .64
Cut Depth: 1.88 47.5
Teeth per in/cm: 22 8.66cm



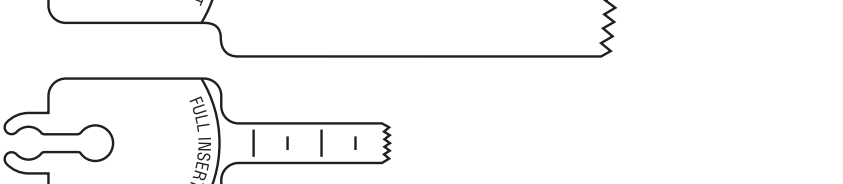
2108-137 in mm
Cut Edge: 3.15 80.0
Thickness: .025 .64
Cut Depth: 1.09 28.0
Teeth per in/cm: 22 8.66cm



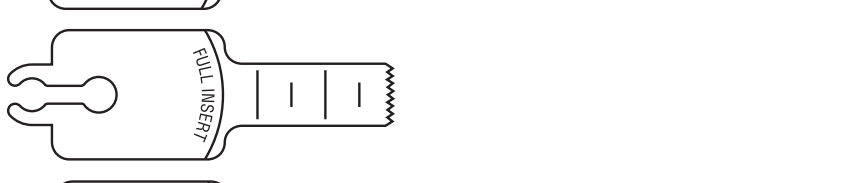
2108-140 in mm
Cut Edge: 1.14 29.0
Thickness: .025 .64
Cut Depth: 2.28 58.0
Teeth per in/cm: 12 4.72cm



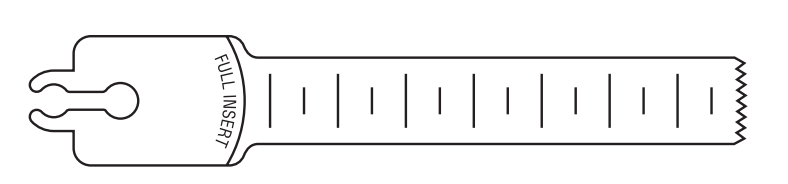
2108-144 in mm
Cut Edge: 23 5.8
Thickness: .025 .64
Cut Depth: .96 24.0
Teeth per in/cm: 22 8.66cm



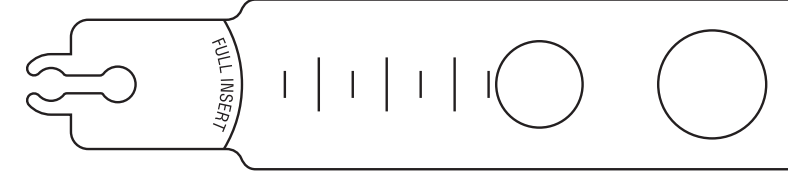
2108-145 in mm
Cut Edge: .36 9.0
Thickness: .025 .64
Cut Depth: .96 24.0
Teeth per in/cm: 22 8.66cm



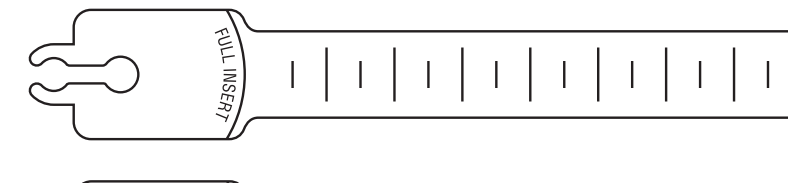
2108-148 in mm
Cut Edge: .36 9.0
Thickness: .025 .64
Cut Depth: 1.36 34.5
Teeth per in/cm: 22 8.66cm



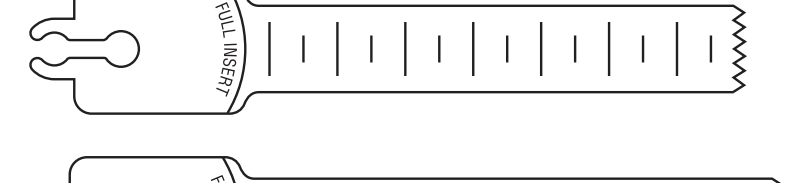
2108-150 in mm
Cut Edge: .49 12.5
Thickness: .025 .64
Cut Depth: 2.88 73.0
Teeth per in/cm: 16 6.30cm



2108-151 in mm
Cut Edge: .98 25.0
Thickness: .047 1.19
Cut Depth: 3.34 85.0
Teeth per in/cm: 12 4.72cm
No Offset



2108-152 in mm
Cut Edge: .49 12.5
Thickness: .047 1.19
Cut Depth: 3.20 81.5
Teeth per in/cm: 12 4.72cm
No Offset



2108-155 in mm
Cut Edge: .49 12.5
Thickness: .049 1.27
Cut Depth: 2.88 73.0
Teeth per in/cm: 12 4.72cm



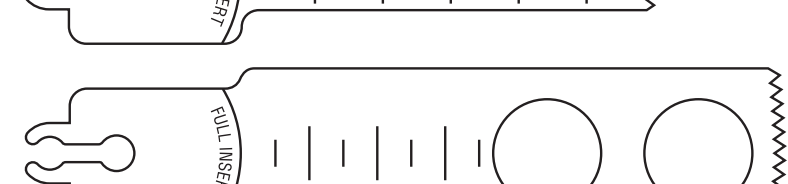
2108-156 in mm
Cut Edge: .49 12.5
Thickness: .049 1.24
Cut Depth: 3.13 79.5
Teeth per in/cm: 12 4.72cm



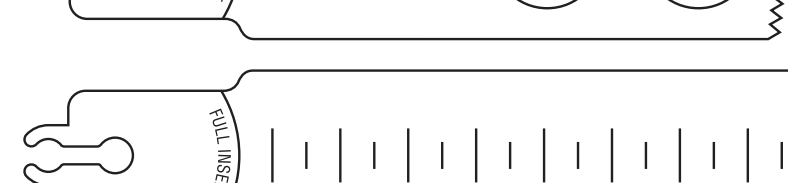
2108-158 in mm
Cut Edge: .49 12.5
Thickness: .050 1.27
Cut Depth: 3.20 81.5
Teeth per in/cm: 12 4.72cm
No Offset



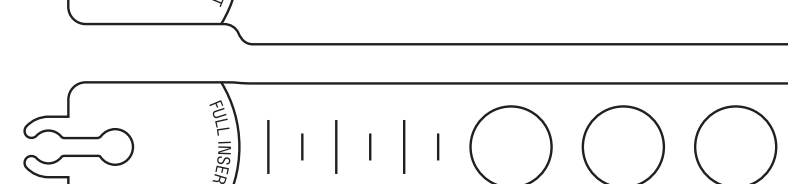
2108-160 in mm
Cut Edge: .97 25.0
Thickness: .035 .89
Cut Depth: 2.88 73.0
Teeth per in/cm: 10 3.98cm



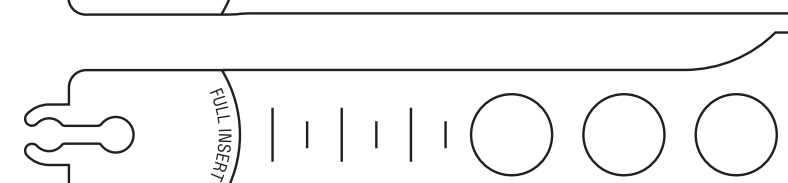
2108-175 in mm
Cut Edge: .37 9.5
Thickness: .025 .64
Cut Depth: 2.38 60.5
Teeth per in/cm: 16 6.30cm



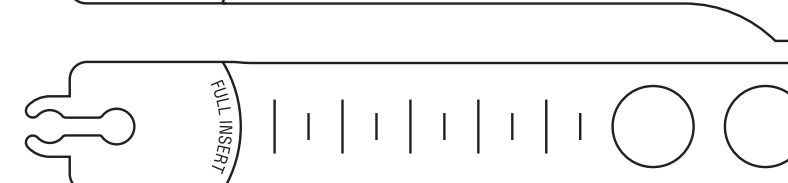
2108-176 in mm
Cut Edge: .98 25.0
Thickness: .058 1.5
Cut Depth: 3.13 79.5
Teeth per in/cm: 12 4.72cm
No Offset



2108-177 in mm
Cut Edge: .98 25.0
Thickness: .052 1.32
Cut Depth: 3.41 86.5
Teeth per in/cm: 12 4.72cm
No Offset



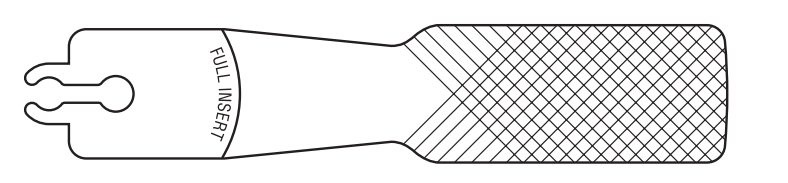
2108-182 in mm
Cut Edge: .73 18.5
Thickness: .049 1.24
Cut Depth: 3.29 83.5
Teeth per in/cm: 12 4.72cm
No Offset



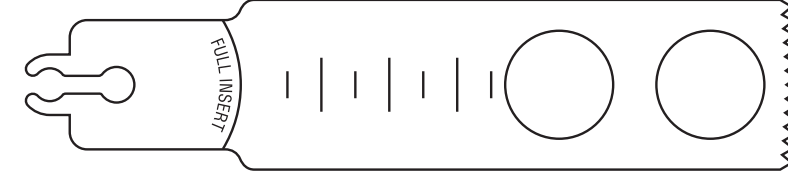
2108-183 in mm
Cut Edge: 23.0 58.0
Thickness: .049 1.24
Cut Depth: 3.29 83.5
Teeth per in/cm: 12 4.72cm
No Offset



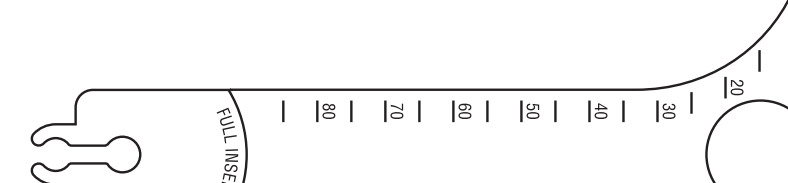
2108-185 in mm
Cut Edge: .73 18.5
Thickness: .049 1.24
Cut Depth: 4.10 104.0
Teeth per in/cm: 12 4.72cm
No Offset



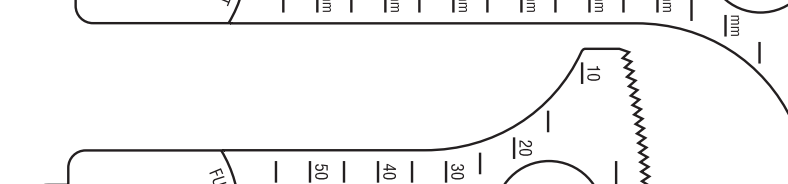
2108-189 in mm
Cut Edge: .98 25.0
Thickness: .050 1.27
Cut Depth: 3.20 81.5
Teeth per in/cm: 12 4.72cm
No Offset



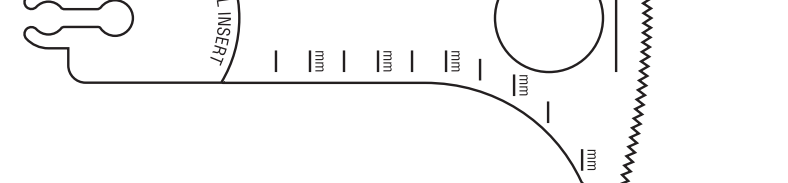
2108-192 in mm
Width: .80 20.0
Thickness: .050 1.27
Cut Surface: 1.50 38.0



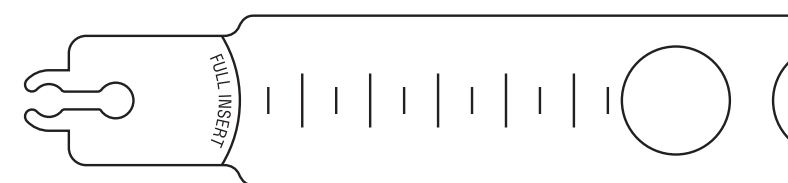
2108-193 in mm
Cut Edge: .98 25.0
Thickness: .041 .96
Cut Depth: 3.20 81.5
Teeth per in/cm: 12 4.72cm
No Offset



2108-195 in mm
Cut Edge: 1.90 48.5
Thickness: .038 .96
Cut Depth: 3.54 90.0
Teeth per in/cm: 18 7.09cm



2108-197 in mm
Cut Edge: 1.90 48.5
Thickness: .025 .64
Cut Depth: 2.40 61.0
Teeth per in/cm: 18 7.09cm



2108-218 in mm
Cut Edge: .98 25.0
Thickness: .049 1.24
Cut Depth: 3.88 98.5
Teeth per in/cm: 12 4.72cm